

# T24UR905LP

## UNDER-COUNTER GLASS DOOR REFRIGERATOR

CUSTOM PANEL-READY – LEFT HINGED



Also Available:

- T24UR905RP – Right Hinged Custom Panel-Ready
- T24UR925LS – Left Hinged with Professional Collection Handle
- T24UR925RS – Right Hinged with Professional Collection Handle
- T24UR915LS – Left Hinged with Masterpiece® Collection Handle
- T24UR915RS – Right Hinged with Masterpiece® Collection Handle

### FEATURES & BENEFITS

- Customizable cooling modes—Refrigerator, Pantry and Bar
- Soft Close door hinges for ultra-smooth closing
- Fully adjustable tempered glass shelves
- Door Open Alarm
- LED theater Lighting
- Sabbath Mode
- Touch electronic controls for temperature management

### GENERAL PROPERTIES

Custom Panel-Ready	Yes
Soft Close Door	Yes
Lighting	Adjustable LED Lighting
Tempered Glass Shelves	4
Door Open Alarm	Yes
Quick Chill	Yes
Touch Electronic Controls	Yes
STAR-K Certified Sabbath Mode	Yes

### CAPACITY

Total Capacity (cu. ft.)	5.2 cu. ft.
--------------------------	-------------

### TEMPERATURE RANGES

Refrigerator	33°F (0.5°C) to 64°F (18°C)
Pre-Set Cooling Modes	Refrigerator 37°F (3°C) Pantry 53°F (12°C) Bar 34°F (1°C)
Quick Chill	Refrigerator 33°F (0.5°C) for approximately 24 hours

### TECHNICAL DETAILS

Watts (W)	150 W
Current (A)	15 Amp
Volts (V)	115 V
Frequency (Hz)	60 Hz
Power Cord Length (in.)	60"
Plug Type	120V 3-Wire

### DIMENSIONS & WEIGHT

Appliance Dimensions (H x W x D) (in.)	34 3/8"* x 23 7/8" x 23 5/8"
Required Cutout Size (H x W x D) (in.)	34 1/2"–35 1/4" x 24" x 24"
Net / Gross Weight (lbs.)	115 / 126 lbs.

### EFFICIENCY

ENERGY STAR® Certified	Yes
Annual Energy Consumption	274 kWh

### WARRANTY

Limited, Entire Appliance, Parts and Labor on any Part of the Refrigerator that Fails Because of a Manufacturing Defect

2 Year

Limited Warranty for Sealed Refrigeration System\*; Parts and Labor

3rd to 6th Year

Limited Warranty for Sealed Refrigeration System\*; Parts Only

7th to 12th Year

\*Height adjustable + 1/2" (13 mm) with legs fully extended

\*\*Sealed refrigeration system includes compressor, evaporator, condenser, dryer / strainer and connection tubing

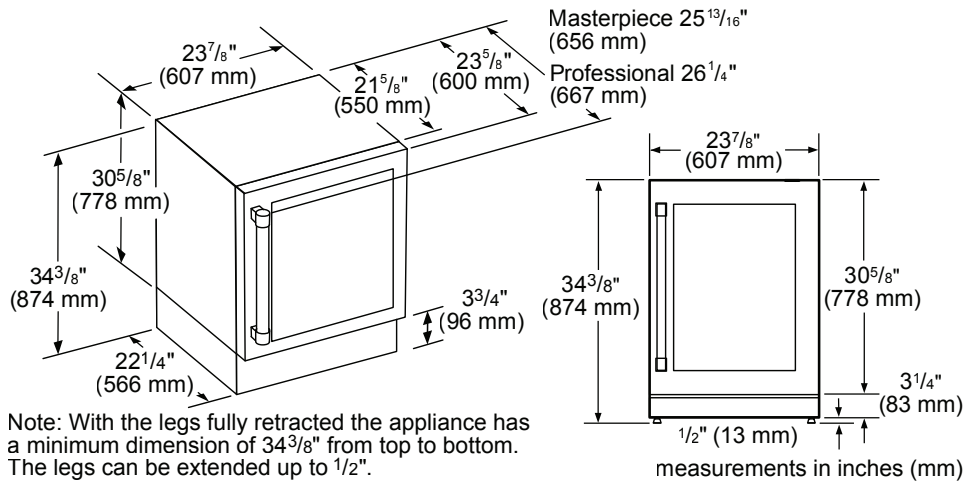
# T24UR905LP

## UNDER-COUNTER GLASS DOOR REFRIGERATOR

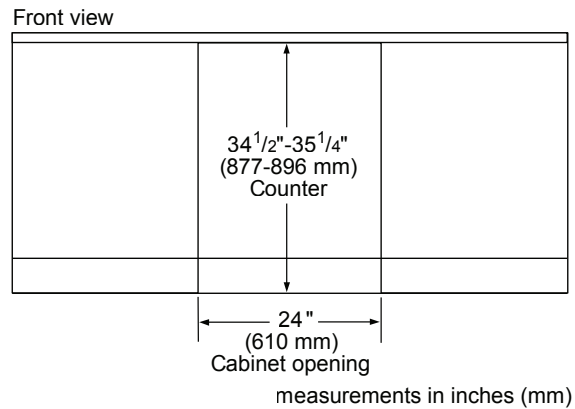
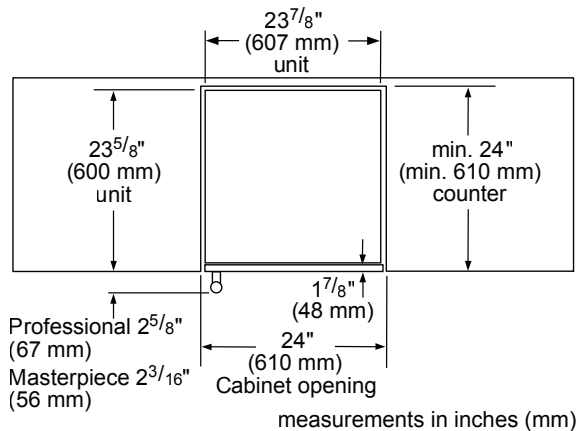
CUSTOM PANEL-READY – LEFT HINGED



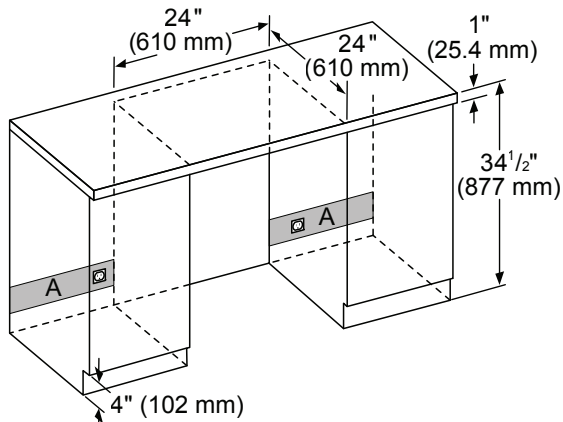
### GLASS DOOR REFRIGERATOR PRODUCT DIMENSIONS



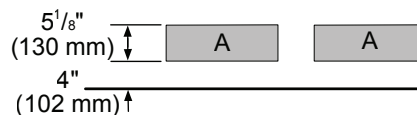
### GLASS DOOR REFRIGERATOR CUTOUT DIMENSIONS



### GLASS DOOR REFRIGERATOR CUTOUT DIMENSIONS & ELECTRICAL LOCATION



A:  
Recommended area for installation connection - a 2<sup>1</sup>/<sub>2</sub>" (63 mm) diameter hole is recommended. Location of power cord at base of the appliance.



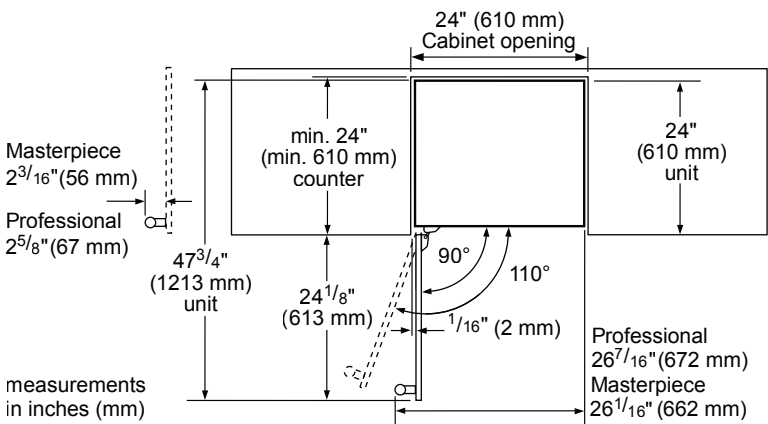
For flush installation, recommend outlet to be placed to the side of the unit and not directly behind.

measurements in inches (mm)

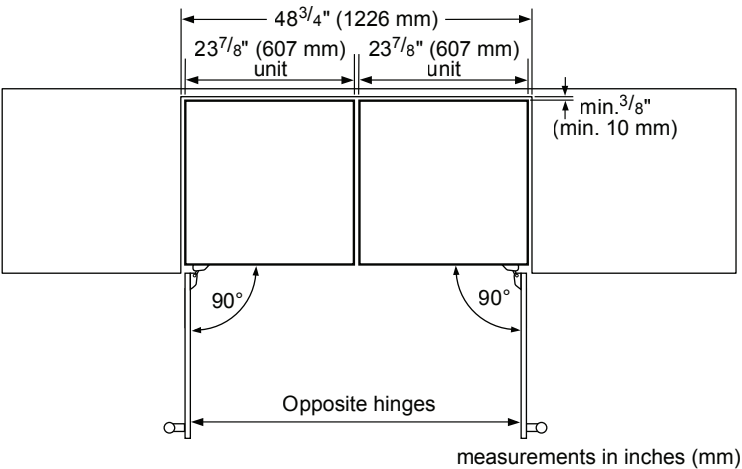
T24UR905LP  
UNDER-COUNTER GLASS DOOR REFRIGERATOR  
CUSTOM PANEL-READY – LEFT HINGED



GLASS DOOR REFRIGERATOR CUTOUT & DOOR SWING DIMENSIONS



GLASS DOOR REFRIGERATOR SIDE-BY-SIDE INSTALLATION



# T24UR905LP

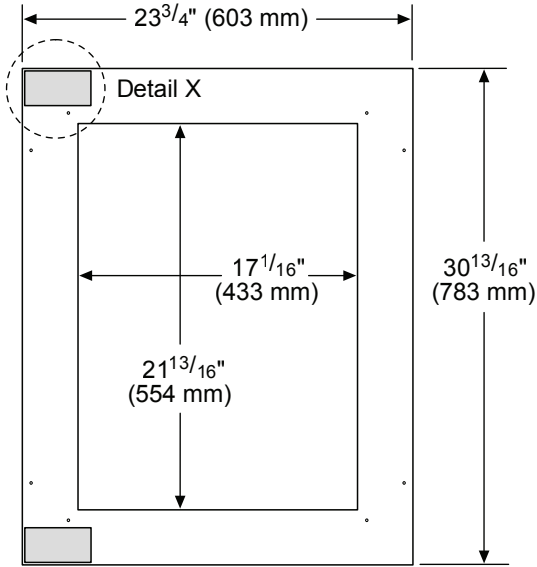
## UNDER-COUNTER GLASS DOOR REFRIGERATOR

CUSTOM PANEL-READY – LEFT HINGED



### GLASS DOOR REFRIGERATOR CUSTOM PANEL OVERLAY DIMENSIONS

#### Overlay Panel – Rear View



#### Important:

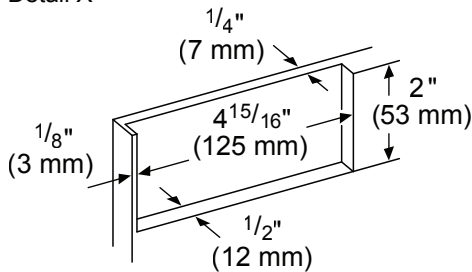
- The thickness of the overlay panel must be  $\frac{3}{4}$ " (19 mm).
- Overlay panel must not weigh more than 10 lbs (4.54 kg).
- Overlay panel weighing more than recommended may cause damage to your appliance.
- To install the panel, use only the screws included in the "Installation Kit".

Create the custom overlay panel using the dimensions shown.

#### Important:

The following graphics show a custom panel for a door with hinges installed on the right-hand side. If your unit has hinges installed on the left-hand side, rotate the custom panel 180° so the markings will be on the left.

#### Detail X



measurements in inches (mm)

### ACCESSORIES (OPTIONAL)

#### HANDLES

NOTE: Choose one handle for each glass door custom-panel ready model.



PR22HNDL25  
Professional Collection Handle (25  $\frac{13}{16}$ " wide)



MS22HNDL25  
Masterpiece® Collection Handle (25  $\frac{1}{2}$ " wide)

These warranties give you specific legal rights and you may have other rights that vary from state to state. Limited warranty from date of delivery. For complete warranty details, refer to your Use & Care manual, or ask your dealer.

Specifications are for planning purposes only. Refer to installation instructions and consult your countertop supplier prior to making counter opening. Consult with a heating and ventilation engineer for your specific ventilation requirements. For the most detailed information, refer to installation instructions accompanying product or write to Thermador indicating the model number. Specifications are correct at time of printing. Thermador reserves the right to change product specifications or design without notice. Some models are certified for use in Canada. Thermador is not responsible for products that are transported from the U.S. for use in Canada.